

## Reading for Meaning

### STUDENT INTRODUCTION

- ▶ The Isle of Wight Steam Railway is a working railway!
- ▶ It shows us what railways were like in the past.
- ▶ What information can you find out about the Steam Railway from the leaflet over the page?

## Understanding Railway Texts

### READING TASK

- ✓ Your task is to identify and retrieve information from the text.
- ✓ Read the leaflet over the page.
- ✓ Answer the questions below. Your teacher may require you to do this on this sheet, or on paper.



# Teaching resources by Education Destination Ltd.

Curriculum relevant materials supporting school trips to the Isle of Wight  
Book today with Education Destination and get full access to this and hundreds more quality resources

[www.edudest.uk](http://www.edudest.uk)

1. What has been recycled?

2. What is the 'Footplate'?

3. What are 'Points'?



4. How long is the the railway line?

5. How many stations are there, and what are their names?

6. What native plants can be seen in the woodland and countryside along the line?

7. What birds or animals can be seen along the line?



# RECYCLING

You could say all our Island Railways have been recycled!

All of our locomotives, carriages and stations were once headed for the scrap-heap, but were saved, rebuilt and restored to work again for the pleasure of our many visitors.

## Railway WORDS

### Footplate


The 'cab' of the steam locomotive where the Driver and Fireman work.

### Regulator

The lever the Driver uses to start the steam locomotive. A bit like an 'accelerator' in a car.

### Points

Where two (or more) railway tracks meet, the mechanical device which can be controlled to direct a train onto one track or the other.




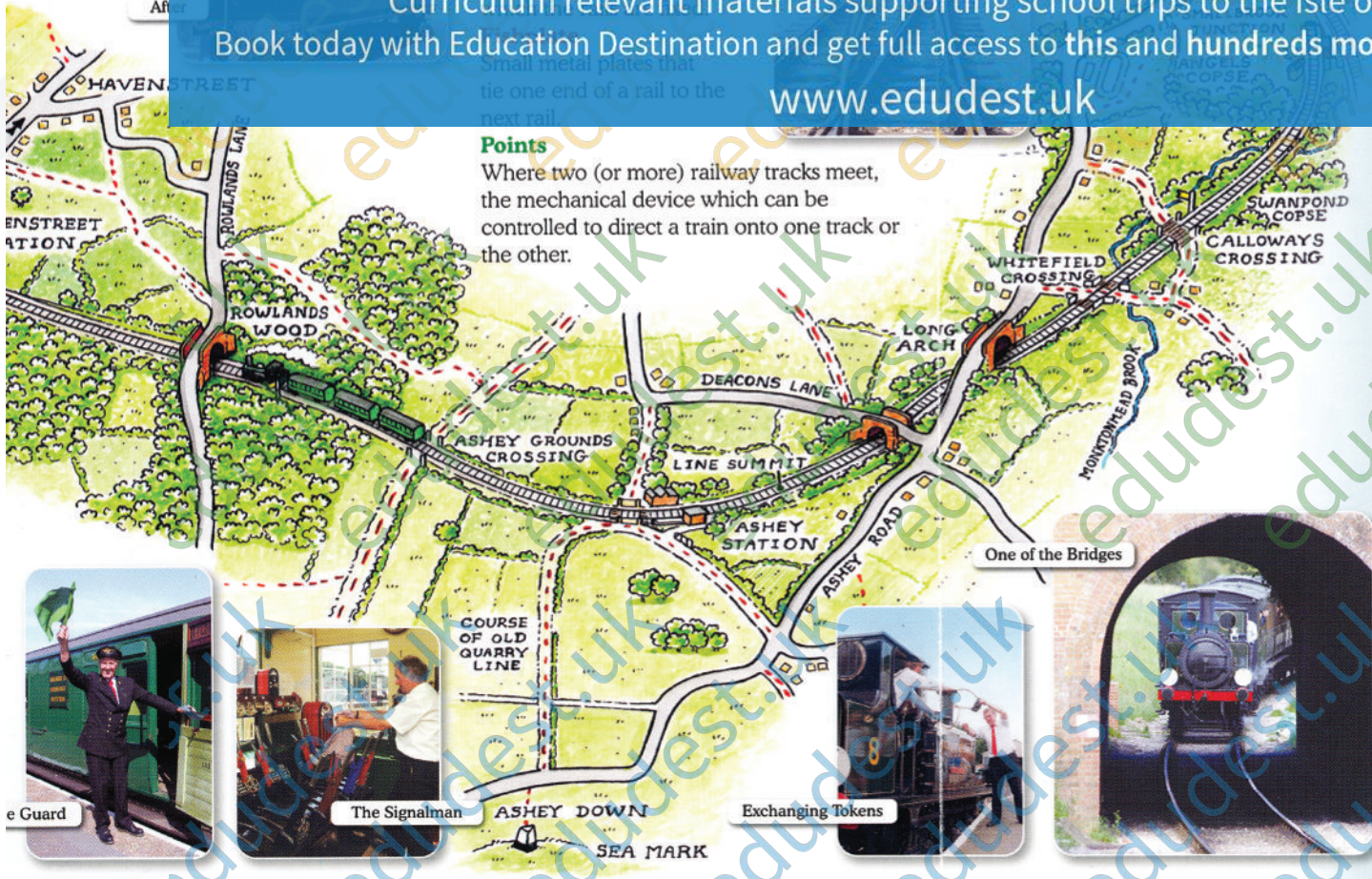
The Driver on the Footplate



## Along the LINE

- The railway line is five miles long.
- There are four stations – Wootton, Havenstreet, Ashey and Smallbrook Junction.
- There are four bridges over the line, one of which is known as Long Arch Bridge and is like a mini tunnel.
- The line runs through ancient woodland and open countryside and is a small nature reserve. There are bluebells, primroses, orchids and very rare lungwort, along with dragonflies, red squirrels and birds of prey.

Teaching resources by Education Destination Ltd.  
 Curriculum relevant materials supporting school trips to the Isle of Wight  
 Book today with Education Destination and get full access to this and hundreds more quality resources  
[www.edudest.uk](http://www.edudest.uk)



The Guard




The Signalman

ASHEY DOWN

SEA MARK



Exchanging Tokens



One of the Bridges



Signal gantry



SOUTHERN RAILWAY  
BEWARE OF TRAINS