



Ferry Facts & Figures!

- ▶ Look at the data sheets provided and use the information to solve the questions!




Teaching resources by Education Destination Ltd.

Curriculum relevant materials supporting school trips to the Isle of Wight
Book today with Education Destination and get full access to this and hundreds more quality resources

www.edudest.uk

Average speed: 20 kilometres per hour
Total number of sailings in a year: 13,842 Total number of passengers per year: 1,600,000

Total number of kilometres in a year: 249,000

Ferry Name	 Red Falcon	 Red Osprey	 Red Eagle
Year Built	1994	1994	1996
Last major refit	2015	2014	2005 (refitted & extended)
Maximum cars carried	215	215	215
Car decks	3	3	3
Maximum passengers carried	895	895	895
Sailings per year	4,600	4,600	4,600
Distance per year	83,000 kilometres	83,000 kilometres	83,000 kilometres

Vehicle Ferry Analysis

1. Which is the newest vehicle ferry?

2. What is the difference between the age of Red Eagle and Red Falcon?

3. How old is Red Osprey?

Teaching resources by Education Destination Ltd.
Curriculum relevant materials supporting school trips to the Isle of Wight
Book today with Education Destination and get full access to this and hundreds more quality resources
www.edudest.uk

4. Which ferry has had the most recent refit?

5. Which ferry do you think will be next to have a refurbishment?

6. Choose your favourite ferry from the list. Now, using the Place Value Grid on the next page, write out each of the different numbers shown for your ferry.

7. Write a sentence comparing the number of cars each ferry holds.

Place value grid for large numbers

Look back at the facts and figures page for the Red Funnel Vehicle Ferries and copy the large numbers into this place value grid.

Remember: Only one digit per box.

Million	Hundred	Ten	Thousand	Hundred	Ten	Units/Ones	Item
m							

Teaching resources by Education Destination Ltd.
 Curriculum relevant materials supporting school trips to the Isle of Wight
 Book today with Education Destination and get full access to this and hundreds more quality resources
www.edudest.uk

RED JET HIGH SPEED PASSENGER FERRIES DATA SHEET

Distance of one crossing: 18 kilometres

Time of crossing: 25 minutes

Average speed: 61 kilometres per hour

Ferry Name			
Year Built	1998	2005	2009
Maximum passengers (seated)	227	227	227
Average speed	62 km/h	62 km/h	60 km/h
Crossings a day	17	17	17

Teaching resources by Education Destination Ltd.

Curriculum relevant materials supporting school trips to the Isle of Wight

Book today with Education Destination and get full access to this and hundreds more quality resources

www.edudest.uk

Red Jet Analysis

1. How many passengers does Red Jet 3 carry?

2. Which Red Jet carries the most passengers?

3. How many fewer passengers does Red Jet 5 carry?

4. Write a sentence that compares the speeds of the 3 Red Jet ferries:

More Questions For You!

1. Write down the names of ALL 6 ferries in order, oldest first:

Now Over To You!

2. What other questions could you ask?

Can you make some mathematical comparisons between the different ferries?



Teaching resources by Education Destination Ltd.

Curriculum relevant materials supporting school trips to the Isle of Wight
Book today with Education Destination and get full access to this and hundreds more quality resources

www.edudest.uk

Your Challenge!

Present a **wall chart** of statistics for your favourite ferry and compare it with the others.

- ✓ Include some **sentences of comparison**
- ✓ Can you include a **bar graph**?
- ✓ Include some of **your own calculations**
- ✓ You could draw a **timeline** of the ferry's history



Teaching resources by Education Destination Ltd.

Curriculum relevant materials supporting school trips to the Isle of Wight
Book today with Education Destination and get full access to this and hundreds more quality resources

www.edudest.uk

Below are some pictures of the ferries you could cut out and use for your wallchart.

