

## Researchers Required!

### Investigate the history of The Model Village!

#### STUDENT INTRODUCTION

- ✓ You are going to practise being researchers today!
- ✓ Imagine that you have been asked by the local newspaper, to find out certain information about The Model Village at Godshill.

► **Researchers often need to use original documents to help them find out things.**

## Teaching resources by Education Destination Ltd.

Curriculum relevant materials supporting school trips to the Isle of Wight

Book today with Education Destination and get full access to this and hundreds more quality resources

[www.edudest.uk](http://www.edudest.uk)

Some documents contain duplicate information, but pay attention, as there are differences!

1. When was The Model Village Godshill first opened to the public?
2. What year did the planning and construction start?
3. The original model was not of Godshill. Of which town was it a model?
4. The original model was based on what it was like in which decade?
5. What was The Old Vicarage in Godshill originally used for?
6. Why did work on the model village stop in 1956?
7. How long was it before further work took place on the model village?
8. What are the new models made from?
9. Give two reasons why this is a good material.
10. What was the main difficulty in constructing the new models?
11. The prices contained in one leaflet are in shillings and pence. What costs fifteen shillings? (15/-)
12. What number bus would you need to catch if travelling to Godshill from Ventnor in the past?

**MORE OF A CHALLENGE**

13. Can you find a discrepancy regarding the weight of the Church on the hill?

*What different weights are mentioned?*

14. Where would you find an example of bonsai in the model village?

15. Which resource document do you think is the oldest? Why do you think this?

## Teaching resources by Education Destination Ltd.

Curriculum relevant materials supporting school trips to the Isle of Wight

Book today with Education Destination and get full access to this and hundreds more quality resources

Can you find a way of ordering the leaflets in chronological order?

[www.edudest.uk](http://www.edudest.uk)

### Maths investigation

a) Given the hours of work quoted for the Church on the hill and the cottages, approximately how many hours would have been taken to construct the Church and eighteen cottages in the model village of Godshell? Give your answer as: More than .....hours.

b) If a further model of a model was made of the village, what scale would it be? Do you think this would be possible?

**Draw a plan of your classroom to 1/100th and then 1/1000th scale.**





## RESOURCE 1: THE OLD VICARAGE BROCHURE

### The Old Vicarage Godshill, Ventnor Isle of Wight

Telephone Godshill 270

## Teaching resources by Education Destination Ltd.

Curriculum relevant materials supporting school trips to the Isle of Wight

Book today with Education Destination and get full access to this and hundreds more quality resources

[www.edudest.uk](http://www.edudest.uk)

Delightful and peaceful old house with beautiful garden.

Bed and Breakfast only.

Morning Tea and Evening Drinks available.

Double Bed, Twin Bed, or Single Rooms, all with hot and cold water.

Baths available at small extra charge.

Comfortable TV Lounge, also Reading-room.

Car Parking Space.

Dogs welcome with their own baskets!

Essex Cottage Restaurant next door—good and reasonable, lunches, evening meals and snacks.

#### TERMS

	Per Night	
	Adults	Children
May	22/6	12/6
June	25/-	15/-
July	27/6	17/6
August	27/6	17/6
September	25/-	15/-


This applies to children sharing a room either with each other or with parents.

Where single accommodation is required, full price will be charged.

10% Deposit secures booking



## RESOURCE 2: THE MODEL VILLAGE FLYER 1



Teaching resources by Education Destination Ltd.

Curriculum relevant materials supporting school trips to the Isle of Wight


Book today with Education Destination and get full access to this and hundreds more quality resources

[www.edudest.uk](http://www.edudest.uk)





RESOURCE 3: THE MODEL VILLAGE FLYER 2





Teaching resources by Education Destination Ltd.

Curriculum relevant materials supporting school trips to the Isle of Wight

Book today with Education Destination and get full access to this and hundreds more quality resources

[www.edudest.uk](http://www.edudest.uk)





## RESOURCE 4: MODEL VILLAGE GARDENS AND GALLERIES

The Old Vicarage

# Model Village

Gardens and Galleries

---

## Godshill

---

Hours: open daily from Easter - Spring Bank Holiday 10 - 5.30 p.m.

This model of Old Wight, the line from the Old Church to the sea, with its hotels, shops and church complete with organ and music.

A major feature is the many thatched roofs. It was decided that substitutes were not acceptable, and that the art of thatching in miniature using straw would have to be mastered. Many thousands of tiny straw bundles and many working hours later we feel the effort has been worth while.

In addition to maintenance, work is now going on to produce a second model village in the lower garden. This is to be a one tenth scale reproduction of our own village of Godshill.

1972 sees the first of these models in place, a truly magnificent model of Godshill's famous church, as before extensive landscaping has been necessary to create the hill upon which this stands.

— **Look for The Old Vicarage** —

**When visiting Godshill make sure you have the time to see this BIG MODEL VILLAGE**

**BUSES :** No. 17 Ventnor - Godshill - Newport  
 No. 12 Sandown - Godshill - Newport  
 No. 22 Shanklin - Godshill - Newport  
 From Ryde travel via Newport or Shanklin  
 Coaches and Taxis from all parts.

Clarendon Press  
 VINTAGE

PL. 2/72

Teaching resources by Education Destination Ltd.

Curriculum relevant materials supporting school trips to the Isle of Wight

Book today with Education Destination and get full access to this and hundreds more quality resources

[www.edudest.uk](http://www.edudest.uk)



## RESOURCE 5: THE MODEL VILLAGE FLYER 3

# THE MODEL VILLAGE GODSHILL

The avenue of miniature Oaks is of interest, as they are now over twenty years old yet little over three feet high.

### When and How.

The original model village was first opened to the public in 1952 after some two years of planning and construction.

In 1956 after a further four years painstaking work the founder died. In the ensuing years the weather took its toll.

## Teaching resources by Education Destination Ltd.

Curriculum relevant materials supporting school trips to the Isle of Wight

Book today with Education Destination and get full access to this and hundreds more quality resources

[www.edudest.uk](http://www.edudest.uk)

September ..... 10 a.m. to 5.30 p.m.  
(Sundays from 2 p.m.)

### Godshill from the Griffin to the Church on the Hill.

Now under construction, this new section will take several years to complete, it will then cover most of the lower garden.

Already, as in the village outside, the model of the Griffin public house stands at the beginning of the High Street, and in the distance the model Church on its hill towers over the shops in the Square below.

On the other side of the Church is the group of three cottages, which are amongst the oldest, and certainly the most famous in Godshill, their picture or photograph having appeared in publications throughout the world.

Above and behind all this on the skyline, part of the real church is visible on its hill.

### Shanklin Old Village and Chine.

This is the subject of the original model village. The section commences at the pond, which represents the sea.

The deep valley seen across the pond is the Chine, this with its stream runs right to the top of the upper garden.

From the Fishermans cottage on the waters edge, to the "Old Church" at the far end, all the buildings are correctly placed in relationship to each other, and are modelled and named as they were in the late 1930s.

The buildings are made in panels or sections. First each piece is modelled in clay, then a waste mould is made of this in plaster, finally this is cast in concrete, and the mould broken off. Some roofs and small walls are made by rendering a former, and then sculpting whilst still soft.

The Church on the hill was over six hundred hours in the workshop, before being assembled. It has over one hundred separate mouldings, and weighs over two tons. The smaller houses have taken from two hundred hours upwards each.

**BUSES:** No. 17 Ventnor - Godshill - Newport  
No. 12 Sandown - Godshill - Newport  
No. 22 Shanklin - Godshill - Newport  
From Ryde travel via Newport or Shanklin  
Coaches and Taxis from all parts.

*Wander Press*

PL 174



## RESOURCE 6: THE OLD VICARAGE GARDENS LEAFLET



### Teaching resources by Education Destination Ltd.

Curriculum relevant materials supporting school trips to the Isle of Wight

Book today with Education Destination and get full access to this and hundreds more quality resources

[www.edudest.uk](http://www.edudest.uk)

Open daily in  
April, May, June, early July and September — 10 a.m. to 5 p.m.  
Late July and August — 10 a.m. to 9 p.m. (Friday and Saturday to  
5.30 p.m.). October — 10.30 a.m. to 4 p.m.  
Illuminated: Late July and August.

#### WHEN AND HOW

The original model village was first opened to the public in 1952 after some two years of preparation.

The present owners planned, and are still working on the new model of Godshill.

A major problem has been the many thatched roofs. It was decided that substitutes were not acceptable and that the art of thatching in miniature would have to be mastered. Many thousands of tiny straw bundles and many working hours later, we feel the effort has been worthwhile.

#### GODSHILL, from the GRIFFIN to the CHURCH ON THE HILL (1/10th Scale)

As in the Village outside, the model of the Griffin public house stands at the beginning of the High Street, and in the distance the model of All Saints' Church on its hill, overlooks the Old Vicarage, and the shops in the square below.

On the other side of the Church is the group of three cottages, which are amongst the oldest, and certainly the most well known in Godshill, paintings and photographs of them having appeared in publications throughout the world.

#### THE MODEL of THE MODEL and of that MODEL (1/100th and 1/1000th Scale)

Having built the large 1/10th scale model of The Old Vicarage and its garden, we then had to start again, and build the model of the model village in this little garden. But on finishing, we had yet another rather smaller Old Vicarage with an empty garden. So once again . . .

#### SHANKLIN OLD VILLAGE and CHINE (1/10th Scale)


This is the subject of the original model village. This section commences at the pond, which represents the sea. The deep valley seen across the pond is the Chine, this with its stream runs right to the top of the garden.

From the Fishermans Cottage on the waters edge, to the "Old Church" at the far end, all the buildings are correctly placed in relationship to each other, and are modelled and named as they were in the late 1930's.





## RESOURCE 7: YELLOW FLYER




Teaching resources by Education Destination Ltd.

Curriculum relevant materials supporting school trips to the Isle of Wight

Book today with Education Destination and get full access to this and hundreds more quality resources

[www.edudest.co.uk](http://www.edudest.co.uk)



## TEACHER ANSWER SHEET

### Answers to pupil question sheet.

1. 1952
2. 1950 (2 years before it opened)
3. Shanklin
4. The 1930's
5. Guest house
6. The owner died.
7. 14 years. Work restarted in 1970.
8. Concrete and cement. (Clay is used for the moulds, not the final model.)
9. Looks like stone, ages and weathers well.
10. The many thatched roofs.
11. One child staying at The Old Vicarage for one night in June or September.
12. Bus no. 17 went from Ventnor to Godshill.

## Teaching resources by Education Destination Ltd.

Curriculum relevant materials supporting school trips to the Isle of Wight

Book today with Education Destination and get full access to this and hundreds more quality resources

[www.edudest.uk](http://www.edudest.uk)

One leaflet (the smallest, PL2/72) produce a second model village in the lower garden. This is to be a tenth scale reproduction of our own village of Godshill.' It goes on to say: '1972 sees the first of these models in place'.

One can infer from the use of the present tense, that the work is very much in progress, whereas the other leaflets suggest that the work has been completed.

### Extension tasks

#### Close reading

Ordering the leaflets. There are a number of clues as to relative position but I am not sure that there is a definitive order that can be deduced.

#### Maths investigation

a) More than 4200 hours. (The Church is said to have taken 600 hours and each cottage upwards of 200 hours.

b) 10,000th scale

Drawing plan of classroom to 100th and 1000th scale.

