



Godshell Church has many interesting historical features

How many can you find, inside & out?


STUDENT TASK 1 INSIDE

- ▶ You have seen
- ▶ In the box on each picture

Teaching resources by Education Destination Ltd.

Curriculum relevant materials supporting school trips to the Isle of Wight
Book today with Education Destination and get full access to this and hundreds more quality resources

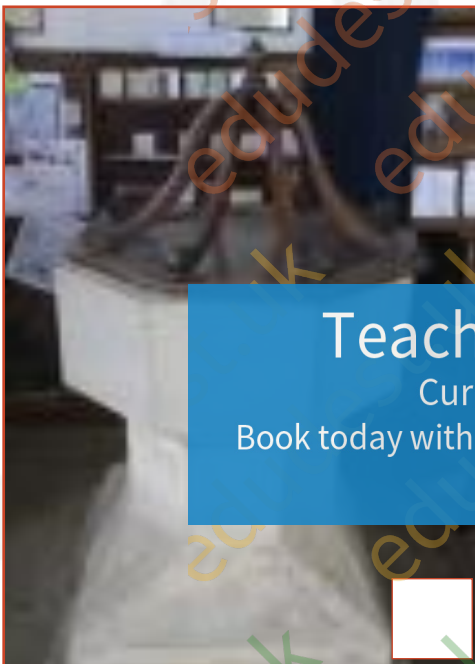
www.edudest.uk



Teaching resources by Education Destination Ltd.

Curriculum relevant materials supporting school trips to the Isle of Wight
Book today with Education Destination and get full access to this and hundreds more quality resources

www.edudest.uk



1. Misericords

Church services were often long and the choir had to stand up. So tip up seats were added for them to perch on. These were often decorated with comic carvings, these ones have carved fruit. These would have been used by the monks of Appuldurcombe.

2. Organ

Often these would be the only way of playing music in the village. Until 1900 when people were able to record music, almost the only place they would ever hear music was in church.

3. Effigies

These are life size statues of the humans buried below. This one is of Sir John Leigh who died in 1529 and his wife Agnes. It is an excellent example of work during the reign of Henry VIII.

4. Font

Made of stone and blessed by the priest. Not long after a baby has been born, it is brought to the church to be made a member by being baptised which involved having water poured over their head three times.

8. Altar

The most sacred part of the church and usually at the east end. It is usually railed off and only the priest goes near the altar. On it stands the things the priest uses in the church service.

9. Piscina

In the wall of the church, this was used for washing the plates and cups used in the church service. There was a hole in the bottom to let the water drain to ground.

7. Rood beam

This used to divide the nave where ordinary people sat and the chancel where the priest and choir could go. On top of all Rood Beams you will see Jesus with Mary and St John.

10. Stained glass window

Until 1900 very few people could read so pictures were used to tell the stories of the Bible. With light coming from outside they would have been one of the few colourful things people ever saw.

11. Hatchment

When someone rich died their body was carried to the church with a hatchment leading the procession. This was a large painting of their coat of arms. After the burial the coat of arms was hung on the church wall.

12. Mural

Painting on a wall. People painted over these in the Sixteenth Century so they are very rare. The one at Godshill is even more special because it shows Jesus on a cross made of lilies.

Teaching resources by Education Destination Ltd.

Curriculum relevant materials supporting school trips to the Isle of Wight

Book today with Education Destination and get full access to this and hundreds more quality resources

www.edudest.uk

Teaching resources by Education Destination Ltd.


Curriculum relevant materials supporting school trips to the Isle of Wight
Book today with Education Destination and get full access to this and hundreds more quality resources


www.edudest.uk



STUDENT TASK 2: OUTSIDE

- ▶ Find these features **outside** the church.
- ▶ In the box on each picture add the number that matches the description on the following pages.





Teaching resources by Education Destination Ltd.
Curriculum relevant materials supporting school trips to the Isle of Wight
Book today with Education Destination and get full access to this and hundreds more quality resources
www.edudest.uk



Things to find outside Godshill Church

1. Tower

Holds the bells that are rung to tell people it was time for church. Until a hundred years ago clocks were too expensive for most people to own. So they relied on the bells.

2. Buttress

Often the only stone building in the village was the church and local craftsmen wanted it to be strong. So they added supports to the high walls of the tower to stop them falling down.

3. Water Spout

This squirted rain water away from the bottom of the walls. This was to stop the church from getting damp inside. Sometimes they were carved animals and were called gargoyles.

4. Grave stone

This marks the place where someone has died. On it is the name and the date they died and a little about their life. They are not allowed to have a photograph of the person on.

Teaching resources by Education Destination Ltd.

Curriculum relevant materials supporting school trips to the Isle of Wight
Book today with Education Destination and get full access to this and hundreds more quality resources

www.edudest.uk

5. Double grave stone

These are like a table you cannot get up. They are for the rich and allowed more space for words about their life. A double grave stone had two points.

6. Table tomb

These are like a table you cannot get up. They are for the rich and allowed more space for words about their life.

7. Churchyard Cross

These are usually very old and are not crosses. This was where the priest stood when preaching outdoors. At the time before most people could afford tombstones the churchyard cross was a memorial to all who had died.

8. Latin Cross

The arms of the cross are the same width but the lowest arm is longer than the other three. This lifts the cross higher up so it looks like the one Jesus was nailed to.

9. Calvary Cross

Like the Latin cross but it is standing on three steps. These are to represent Christian virtues. There is faith at the top, hope in the middle and charity below.

10. Greek Cross

Where all the arms are the same width and the same length. This is on the top of a recent grave. It shows that graves can be marked with wooden crosses.

11. Mort safe

In the nineteenth century people feared that their bodies would be stolen by body snatchers and sold to medical schools to be dissected. Iron rails were put round the grave to stop this.

12. Sundial

Used to tell the time before clocks. The spike, or gnomon, in the middle makes a shadow and where it falls tells what time of day it is. It was used by the sexton to tell him what time to ring the bells for church.

13. Porch bench

Until 1890 parents had to pay to send their children to school. Few could afford this so churches tried to teach them to read for an hour after church in the porch. There was a bench for children to sit on.

14. Stoup

This is by the entrance and contains water that has been blessed by the priest every Sunday. Believers dip their fingers in the water and then make the sign of a cross touching their head, the tummy then left and right.

15. Bequest board

This gives details of money left by a rich man to help the poor. In this case in 1794 Richard Gard left 10 shillings to the poor and £5 to set up a school, which is why it is in the porch.

Now, identify where inside the church each of these features can be found!

In the middle is a plan of the inside of Godshill Church

When you go round the church put the number of the feature next to the plan.

There are 12 for you to find.

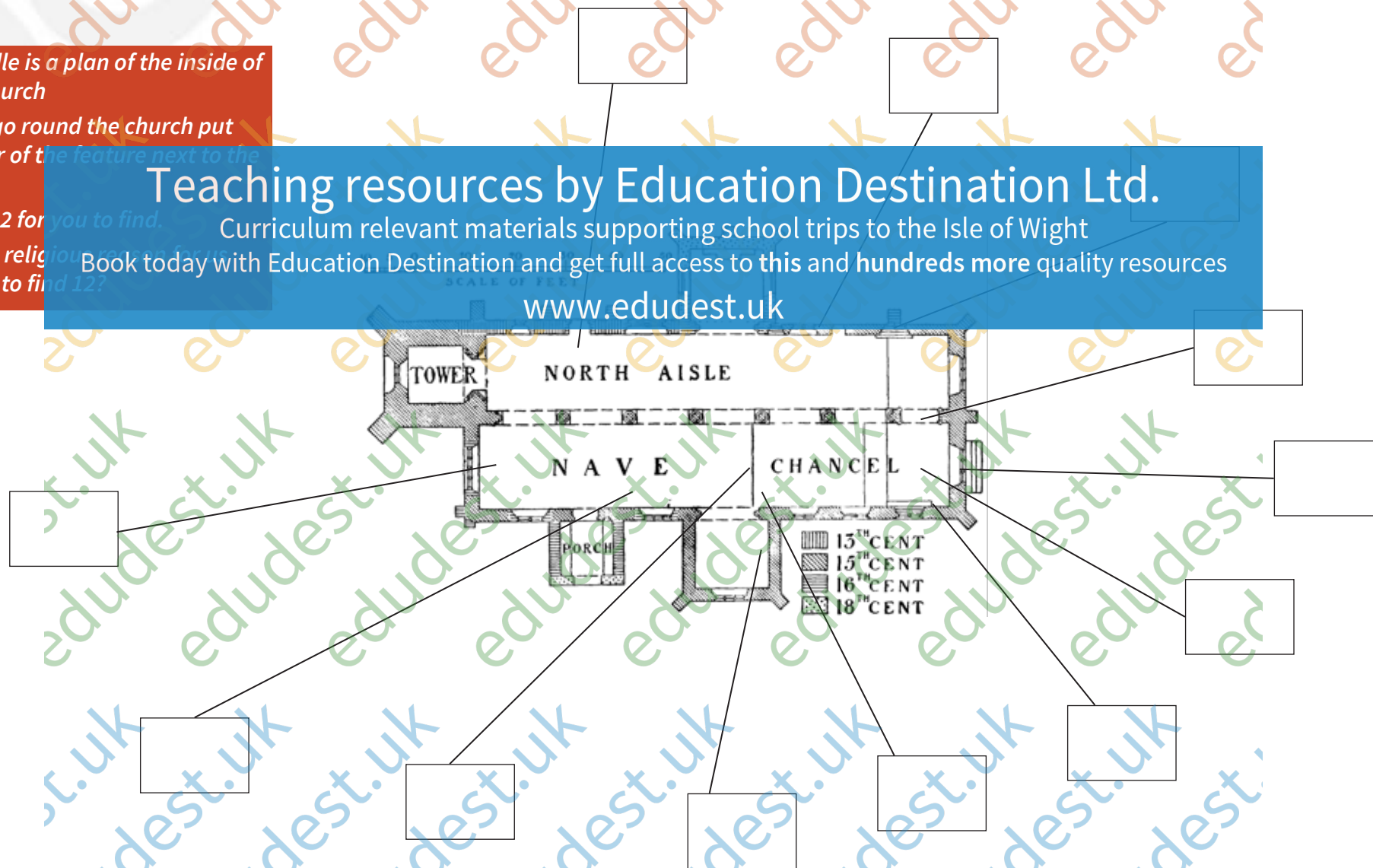
What is the religious asking you to find 12?

Teaching resources by Education Destination Ltd.

Curriculum relevant materials supporting school trips to the Isle of Wight

Book today with Education Destination and get full access to this and hundreds more quality resources

www.edudest.uk



Now, identify where outside the church each of these features can be found!

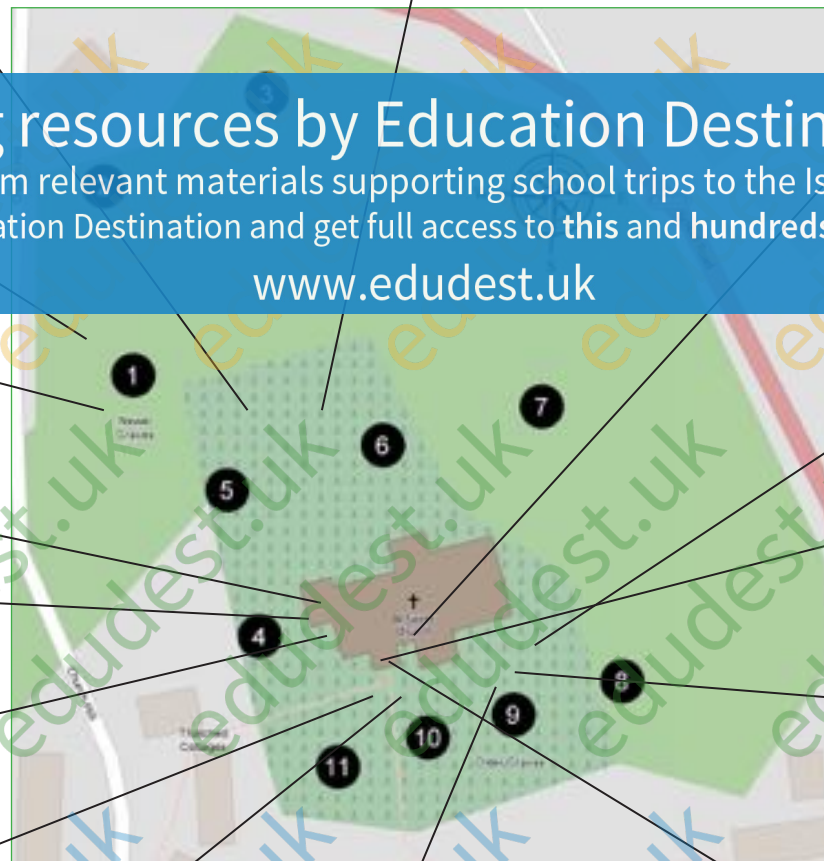
109113

Teaching resources by Education Destination Ltd.

Curriculum relevant materials supporting school trips to the Isle of Wight

Book today with Education Destination and get full access to this and hundreds more quality resources

www.edudest.uk



Contextual Notes - A Short History of Godshill Church

109113

Godshill Church (All Saints') is very old and very special

Godshill was one of the first places to have a church on the Isle of Wight. The first church was built during the reign of Edward the Confessor, this was from 1042 to 1066. What we see today was started in the Fourteenth Century, this makes it more than 650 years old. So Godshill church is very special. It also means that it has many features that are not found in other churches. (The south east corner, the piscina and font are Saxon).

The legend of the building of Godshill Church

The legend is that men started to build the church on flat land about a mile from where the church is. Then when they went back next morning to start work again all the stones were missing but they found them on the top of the hill. So they carried them back and began building the church on flat land. Next morning when they wanted to start work again, they found the stones missing a second time and a second time they were on the top of the hill. The same thing happened a third time. This was taken as a message from God that He wanted His church built on the hill, so we get the name: Godshill.

A different interpretation of this story

Peter the Venerable's account of Godshill from 1095-1099. Peter the Venerable was a monk who wrote two things about this legend, firstly before 1000 the word 'god' meant fool, so it was the hill of an fool. An fool was a pagan god. This suggests that the hill was chosen not by God but by men. What do you think?

Teaching resources by Education Destination Ltd.

Curriculum relevant materials supporting school trips to the Isle of Wight

Book today with Education Destination and get full access to this and hundreds more quality resources

www.edudest.uk

Godshill Church from 1066 to now

The Church is nearly 1000 years old. In these years the building has been changed many times, so what we see today is not what it looked like when it was first built. The clearest change has been that it has got larger, this was done because the population increased. But also it changed because when rich people died they left money for things to be added to the church in their name. However the church has also changed because in 1000 years the way people worship God has changed. This means that we can find in Godshill church features that cannot be seen in modern churches. We can explore the Church and find them.

The shape of the church

Godshill church is the largest of the early churches on the Isle of Wight. It is 27m long and 18m wide. To us this seems an odd size, but at the time it was built people measured in feet and so it is 90 feet by 60 feet. It is in the shape of a cross. Most churches are this shape; it is to protect the congregation from the devil.

How to behave in a church

Churches are for the people and they welcome visitors.

In Britain churches are where people go to worship the Christian God. This means that it is a place that is dedicated to God and should be respected for this. You should show respect because it is important to people who still worship here today, but also out of respect for the dead. In the one thousand years there has been a church at Godshill, it has been used every day, so millions of prayers for help and thanks have been said. *Think about this for fifteen seconds.*

When you are in a church you should talk quietly and not run around as you would in the playground. This is partly to respect the holiness (set-apartness) of the church, but also because there could be other people using the church. People often come to church to find peace and to have time to think and pray. It is always good to be aware of other people wherever you are.

